

Alamance County Capital Fiscal Report

July 30, 2022

Alamance-Burlington School System

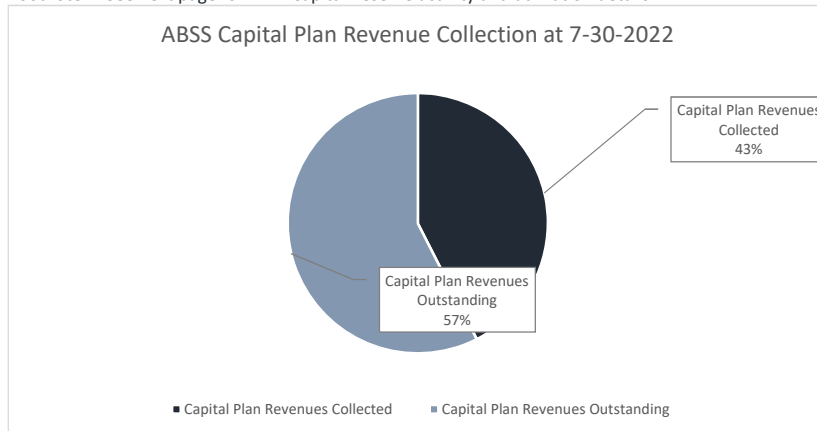
FY22-23 Capital Fiscal Report

	Budget	YTD 7-30-2022	Expected at Year-End
Beginning Funds Available			
FY23 Capital Funds Start Balance (Unaudited)	11,017,176	11,017,176	11,017,176
General Fund Revenues			
Federal Subsidies	87,560	-	87,560
Article 40 Sales Tax (30%)	3,335,199	-	3,335,199
Article 42 Sales Tax (60%)	7,428,852	-	7,428,852
NC Lottery	1,459,068	-	1,459,068
QSCB Debt Service County MOU	65,000	65,000	65,000
Property Tax (5.64 cents)	9,039,149	9,039,149	9,039,149
TOTAL GENERAL FUND REVENUES	21,414,828	9,104,149	21,414,828
General Fund Expenditures			
PAY-GO CIP	(3,300,000)	(275,000)	(3,300,000)
Existing Debt: Bond Principal	(3,295,632)	-	(3,295,632)
Existing Debt: Bond Interest	(421,198)	-	(421,198)
Existing Debt: QSCB Principal	(553,213)	-	(553,213)
Existing Debt: QSCB Interest	(96,254)	-	(96,254)
2021 Bond Series Principal	(6,520,000)	-	(6,520,000)
2021 Bond Series Interest	(4,502,050)	-	(4,502,050)
TOTAL GENERAL FUND EXPENDITURES	(18,688,347)	(275,000)	(18,688,347)
Capital Funding Summary			
FY23 Capital Funds Start Balance	11,017,176	11,017,176	11,017,176
General Fund Revenues	21,414,828	9,104,149	21,414,828
General Fund Expenditures	(18,688,347)	(275,000)	(18,688,347)
FY23 Capital Reserve Activity	-	-	-
CAPITAL FUNDING BALANCE	13,743,657	19,846,325	13,743,657

Capital Funding Balance Formula
 FY23 Capital Funds Start Balance + General Fund Revenues - General Fund Expenditures + Capital Reserve Activity
 = Capital Funding Balance

Footnote 1: As of the date of this report, 12 months' sales tax collections have been made, at the amount in the YTD (Year-To-Date) column. The figures represented in the *Expected at Year-End* column is a mathematical forecasting calculation made by the Alamance County Budget Department. This forecast is updated monthly after receipt of that month's sales tax.

Footnote 2: See next page for FY22 Capital Reserve activity and utilization details.



Davenport FY22 Ending Balance	17,524,743
Davenport Over (Under) Actual AC Bud.	3,781,086
Actual AC Bud. Property Tax Difference	388,271
Actual AC Bud. Sales Tax Difference	3,981,944
Capital Reserve Activity	-
Rounding	(1)
	8,151,300.00

Alamance-Burlington School System

FY22-23 Capital Reserve Utilization and Activity

	Activity
Transfers In from Capital Projects & Interest	-
TOTAL TRANSFERS IN & INTEREST	-
Transfers Out: To Capital Projects	-
TOTAL TRANSFERS OUT TO CAPITAL PROJECTS	-

NET CAPITAL RESERVES ACTIVITY + (-)

-

Alamance-Burlington School System

Bond Project Activity

Projects	Authorization	Budget	LTD 7-30-2022	Remaining
<i>South Mebane Elementary School</i>	10/21/19 Capital Project Ordinance	8,482,880	7,006,716	1,476,164
<i>Williams High School</i>	10/21/19 Capital Project Ordinance	4,646,400	3,243,711	1,402,689
<i>New High School</i>	10/21/19 Capital Project Ordinance	67,012,616	37,430,404	29,582,212
<i>Eastern High School</i>	10/21/19 Capital Project Ordinance	11,657,249	6,239,449	5,417,800
<i>Graham High School</i>	10/21/19 Capital Project Ordinance	7,619,063	3,375,384	4,243,679
<i>Cummings High School</i>	10/21/19 Capital Project Ordinance	10,867,063	3,593,244	7,273,819
<i>Pleasant Grove Elementary</i>	10/21/19 Capital Project Ordinance	6,474,192	1,364,062	5,110,130
<i>Southern High School</i>	10/21/19 Capital Project Ordinance	20,661,931	15,400,138	5,261,793
<i>Western High School</i>	10/21/19 Capital Project Ordinance	12,400,611	6,662,348	5,738,263
<i>Issuance Cost</i>	10/21/19 Capital Project Ordinance	651,292	454,377	196,915
TOTAL BOND PROJECTS		150,473,297	84,769,832	65,703,465

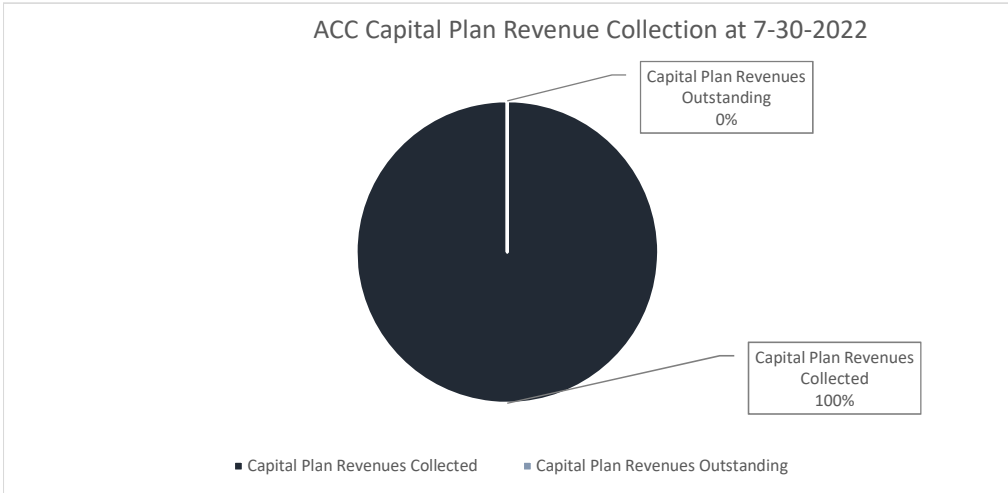
Alamance Community College Capital Funding

FY22-23 Capital Financing Plan

	Budget	YTD 7-30-2022	Expected at Year-End
Beginning Funds Available			
<i>FY23 Capital Funds Start Balance (Unaudited)</i>	2,147,449	2,147,449	2,147,449
General Fund Revenues			
<i>Property Tax for Existing Debt Service (FY19 Level)</i>	2,945,745	2,945,745	2,945,745
<i>Property Tax (1.40 Cents)</i>	2,243,760	2,243,760	2,243,760
TOTAL GENERAL FUND REVENUES	5,189,505	5,189,505	5,189,505
General Fund Expenditures			
<i>PAY-GO CIP</i>	(388,200)	(32,350)	(388,200)
<i>Existing Debt: Bond Principal</i>	(1,759,368)	-	(1,759,368)
<i>Existing Debt: Bond Interest</i>	(456,378)	-	(456,378)
<i>2021 Bond Series Principal</i>	(1,035,000)	-	(1,035,000)
<i>2021 Bond Series Interest</i>	(713,450)	-	(713,450)
<i>2023 Proposed Bond Series</i>	(356,400)	-	(356,400)
TOTAL GENERAL FUND EXPENDITURES	(4,708,796)	(32,350)	(4,708,796)
Capital Funding Summary			
<i>FY23 Capital Funds Start Balance</i>	2,147,449	2,147,449	2,147,449
<i>General Fund Revenues</i>	5,189,505	5,189,505	5,189,505
<i>General Fund Expenditures</i>	(4,708,796)	(32,350)	(4,708,796)
<i>Capital Reserve Activity</i>	-	-	-
CAPITAL FUNDING BALANCE	2,628,158	7,304,604	2,628,158

Capital Funding Balance Formula
 FY23 Capital Funds Start Balance + General Fund Revenues - General Fund Expenditures + Capital Reserve Activity
 = Capital Funding Balance

Footnote 1: See next page for FY23 Capital Reserve activity and utilization details.



Reconcile to Davenport (Budget Only)

Davenport FY22 Ending Balance	4,639,064
Davenport Over (Under) Actual AC Bud.	2,010,906
Actual AC Bud. Property Tax Difference	100,175
Capital Reserve Activity	-
Rounding	(2)
	2,111,079

Alamance Community College

FY22-23 Capital Reserve Utilization and Activity

	Activity
Transfers In from Closed CIP Capital Project & Interest	-
Transfers In from Capital Projects & Interest	-
<i>TOTAL TRANSFERS IN & INTEREST</i>	-
Transfers Out: To Capital Projects	-
<i>TOTAL TRANSFERS OUT TO CAPITAL PROJECTS</i>	-
<i>NET CAPITAL RESERVES ACTIVITY + (-)</i>	-

Alamance Community College

Bond Project Activity

Projects	Authorization	Budget	LTD 7-30-2022	Remaining
<i>Biotechnology Center of Excellence & Parking</i>	11/18/19 Capital Project Ordinance Amended at 8/16/21	19,460,430	9,287,079	10,173,351
<i>Student Services Center</i>	10/5/20 Capital Project Ordinance Amended at 8/16/21	6,703,500	3,213,733	3,489,767
<i>Public Safety Training Center</i>	3/15/2021 Capital Project Ordinance Amended 2/21/21	12,400,000	202,699	12,197,301
<i>Satellite Campus - East</i>	No Project Ordinance (Planned Budget \$500,000)	-	-	-
<i>Satellite Campus - West</i>	No Project Ordinance (Planned Budget \$500,000)	-	-	-
<i>Main/Powell/Gee Building Renovation</i>	2/21/22 Capital Project	3,536,070	137,047	3,399,023
<i>Issuance Cost</i>	N/A	-	-	-
TOTAL BOND PROJECTS	Includes \$2.5M reserves	42,100,000	12,840,557	29,259,443

Alamance County

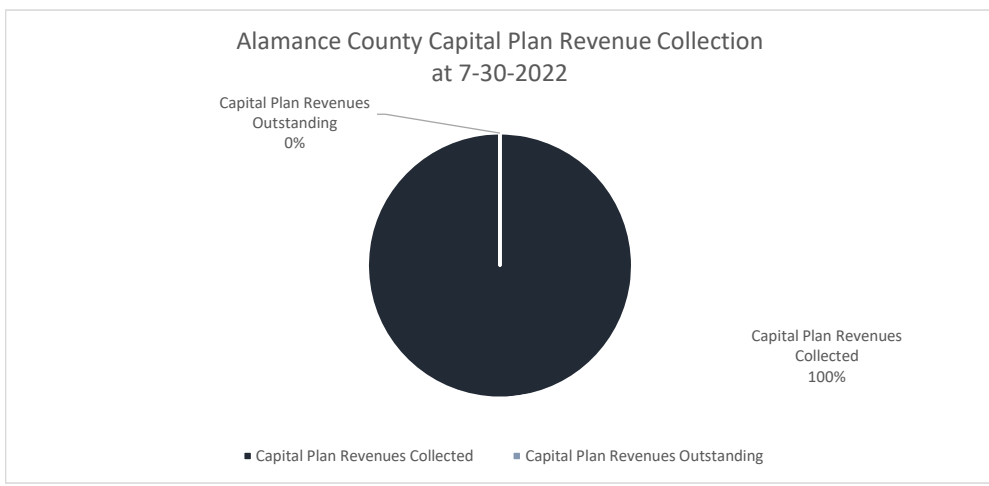
FY22-23 Capital Financing Plan

	Budget	YTD 7-30-2022	Expected at Year-End
Beginning Funds Available			
<i>FY23 Capital Reserve Start Cash Balance (Unaudited)</i>	6,514,988	6,514,988	6,514,988
BEGINNING RESERVE BALANCE AVAILABLE	6,514,988	6,514,988	6,514,988
General Fund Revenues			
<i>County Budgeted DS Appropriation</i>	2,480,254	2,480,254	2,480,254
<i>Fire District Reimbursements</i>	60,152	60,152	60,152
TOTAL REVENUES	2,540,406	2,540,406	2,540,406
General Fund Expenditures			
<i>PAY-GO CIP</i>	(300,000)	-	(300,000)
<i>Existing Debt: Principal</i>	(761,183)	-	(761,183)
<i>Existing Debt: Interest</i>	(52,453)	-	(52,453)
<i>Proposed Debt: Principal</i>	-	-	-
<i>Proposed Debt: Interest</i>	-	-	-
TOTAL EXPENDITURES	(1,113,636)	-	(1,113,636)
Capital Funding Summary			
<i>Reserves Balance</i>	6,514,988	6,514,988	6,514,988
<i>General Fund Revenues</i>	2,540,406	2,540,406	2,540,406
<i>General Fund Expenditures</i>	(1,113,636)	-	(1,113,636)
<i>Capital Reserve Activity</i>	-	-	-
CAPITAL FUNDING BALANCE	7,941,758	9,055,394	7,941,758

Capital Funding Balance Formula
 FY23 Capital Funds Start Balance + General Fund Revenues - General Fund Expenditures + Capital Reserve Activity
 = Capital Funding Balance

Footnote 1: Proposed Debt Service figure includes projects expected to be funded with installment debt (Fall 2021 issuance) at the time of budget adoption, including Medicap retrofit and HSC HVAC replacement project. The Medicap renovation project is abandoned at this time, and the HSC HVAC project was voted for ARPA Fund allocation at 9-20-2021, thus removing any expectation of debt service for these projects.

Footnote 2: See next page for FY23 Capital Reserve activity and utilization details.



Reconcile to Davenport (Budget Only)	
Davenport FY22 Ending Balance	5,936,720
Davenport Over (Under) Actual AC Bud.	(2,005,038)
No \$1.3 million for Medicap / EMS Property	1,300,000
Rounding	(2)
	(705,040)

Alamance County

FY22-23 Capital Reserve Utilization and Activity

	Activity
Transfers In from Capital Projects & Interest	-
TOTAL TRANSFERS IN & INTEREST	-
Transfers Out: To Capital Projects	
CCOM Console Lease Capital Contribution	-
Court Admin Bldg-Space Planning	-
Diversion Center - Site Analysis	-
Elections Building Preliminary Work (CIP)	-
TOTAL TRANSFERS OUT TO CAPITAL PROJECTS	-
NET CAPITAL RESERVES ACTIVITY + (-)	-

Alamance County

County Project Activity

	Authorization	Budget	LTD 7-30-2022	Remaining
Projects				
	11/5/18			
<i>Petree Building</i>	Capital Project Ordinance	3,000,000	2,739,242	260,758
<i>Elections Building Purchase</i>	2/7/2022	1,083,810	1,049,269	34,541
	Pending			
<i>Diversion Center</i>	Capital Project Ordinance \$1.2M	TBD	-	N.A.
	5/18/20			
<i>Deferred Maintenance</i>	Capital Project Ordinance	2,200,000	1,940,591	259,409
	11/18/19			
<i>Board of Elections Equipment Purchase</i>	Board Approval	1,125,960	1,016,202	109,758
	9/20/21			
<i>HSC HVAC Project (ARPA)</i>	Board Approval	1,712,350	1,435,175	277,175
	9/16/19			
<i>JB Allen Site Stabilization</i>	Board Approval	157,247	133,782	23,466
TOTAL MAJOR CAPITAL PROJECTS		5,195,557	4,525,750	669,807

Alamance-Burlington School System

FY22-23 NC DPI Lottery Funding Report

	Balance at 8-5-2021	Lottery Revenue at 8-5-2022 DPI Report	Interest Earned at 8-5-2022 DPI Report	Project Allocation at 8-5-2022 DPI Report	Total Balance at 8-5-2022 DPI Report
<i>DPI Lottery Funds</i>	2,386,452.98	288,342.00	-	(74,716.78)	2,749,511.76

These funds may be used for the ABSS portion of the Alamance County Capital Plan.

* DPI Lottery Funds are allocated to public school districts by the North Carolina Department of Public Instruction (DPI) on a formulaic "Average Daily Membership" basis. New funds are allocated and reported quarterly. These funds are held by the DPI, and the school system applies to use the funds as needed for building improvements, capital projects, and debt service.

Alamance-Burlington School System

Capital Projects Funded with Capital Reserves (Multi-Year)

	Budget	Expenditures at 7-30-2022	Remaining Budget
Alexander Wilson Elementary (Traffic)	\$ 402,500.00	\$ (10,325.00)	\$ 392,175.00
Altamahaw-Ossippee Elementary (Traffic)	\$ 316,250.00	\$ -	\$ 316,250.00
E.M. Holt Elementary (Traffic)	\$ 460,000.00	\$ (222,720.00)	\$ 237,280.00
Graham High School (Roof)	\$ 2,660,000.00	\$ -	\$ 2,660,000.00
Graham Middle School (Roof)	\$ 682,625.00	\$ (49,100.00)	\$ 633,525.00
Haw River Elementary (Roof)	\$ 1,118,750.00	\$ -	\$ 1,118,750.00
Haw River Elementary (Masonry)	\$ 364,722.50	\$ -	\$ 364,722.50
New High School (Career Tech Center)	\$ 1,285,231.00	\$ -	\$ 1,285,231.00
New High School (Road Improvements)	\$ 523,657.00	\$ -	\$ 523,657.00
Southern High School (Road Improvements)	\$ 1,703,215.00	\$ -	\$ 1,703,215.00
Southern High School (Roof)	\$ 2,660,000.00	\$ -	\$ 2,660,000.00
Various (Safety)	\$ 500,000.00	\$ -	\$ 500,000.00
Woodlawn Middle School (Roof)	\$ 1,788,750.00	\$ (80,250.00)	\$ 1,708,500.00
Total	\$ 14,465,700.50	\$ (362,395.00)	\$ 14,103,305.50

Footnote 1: \$451,984.73 remaining unspent funds from completed roofing projects (Broadview, Cummings, EM Holt and Sellars Gunn) was returned June 21st to the ABSS Capital Reserve Fund for future use.

Capital Projects Funded with State Lottery Proceeds (Multi-Year)

	Budget	Expenditures at 7-30-2022	Remaining Budget
Alexander Wilson Elementary School	\$ 282,606.97	\$ (225,749.58)	\$ 56,857.39
Broadview Middle School	\$ 496,362.17	\$ (479,510.69)	\$ 16,851.48
Eastern Alamance High School	\$ 348,280.77	\$ (273,563.99)	\$ 74,716.78
Eastlawn Elementary School	\$ 141,013.03	\$ (102,347.03)	\$ 38,666.00
Graham Middle School	\$ 74,429.77	\$ (74,089.97)	\$ 339.80
Hugh M. Cummings High School	\$ 1,216,276.95	\$ (1,142,414.20)	\$ 73,862.75
Walter M. Williams High School	\$ 259,333.35	\$ (92,233.35)	\$ 167,100.00
Western Alamance High School	\$ 622,027.28	\$ (618,131.28)	\$ 3,896.00
Total	\$ 3,440,330.29	\$ (3,008,040.09)	\$ 432,290.20

These projects have been previously authorized by the Governing Board through a capital project ordinance. Therefore, these projects are authorized until complete, and are accounted for in the Schools Capital Projects Fund. These projects required no annual Governing Board approvals as part of the budget process.